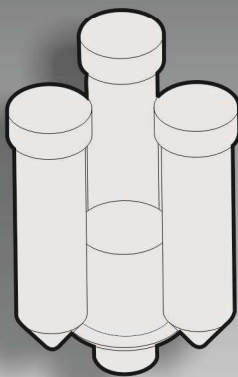


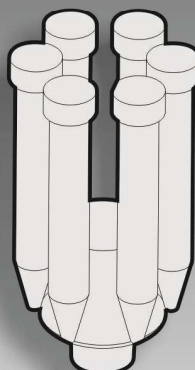
HIGH SPEED MULTI-TUBE HOLDERS ACCESSORY FOR THE VORTEX-GENIE® 2 FAMILY OF MIXERS

Installation and Operating Instructions

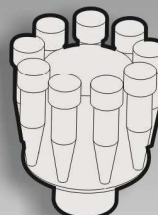
Models SI-V203, SI-V206, SI-V209



SI-V203
50ml Tube Holder



SI-V206
15ml Tube Holder



SI-V209
Microtube Holder

The High Speed Multi-Tube Holders can be used with the VORTEX-GENIE® 2 family of mixers. The holders accommodate 50 and 15mL tubes, as well as microtubes.

INSTALLATION

1. Turn mixer "OFF".
2. Remove the installed attachment by pulling it straight up.
3. Place the High Speed Multi-Tube Holder platform on the post and rotate until "flats" align. Press down firmly until the platform snaps into place.
4. Snap the tubes onto the holder. For the best vortex, attach 50 and 15mL tubes towards the bottom of the tube.
5. Start the mixer at a slow speed setting and increase or decrease to desired speed.



CAUTION! Do not lift your Vortex-Genie® 2 family mixers by their attachments.



CAUTION! Unplug from power before cleaning. Do not immerse.



CAUTION! Failure to follow operating instructions can compromise the user's safety.

CARE AND HANDLING

The High Speed Multi-Tube Holder attachments are made of materials that are highly impervious to most chemicals. Still, it is recommended that spills be blotted quickly.



80 Orville Drive, Suite 102, Bohemia, NY 11716 U.S.A.
Phone: (631) 567-4700 • Fax: (631) 567-5896 Toll Free: 888-850-6208
Customer Service: custsvc@scientificindustries.com
www.scientificindustries.com

U.S.PAT 4,781,487